



District Report Card: 2017


State: Jammu And Kashmir	District: Udhampur
Class: 8	Subject: Mathematics
Schools: 51	Students: 893


Participation/Coverage


Students

<div>GENDER</div> <div></div>	Boys		Girls	
	Number	%	Number	%
	454	50.84	439	49.16

<div>AREA</div> <div></div>	Rural		Urban	
	Number	%	Number	%
	883	98.88	10	1.12

<div>CATEGORY</div> <div></div>	SC		ST		OBC		GEN	
	Number	%	Number	%	Number	%	Number	%
	211	23.63	159	17.81	27	3.02	496	55.54

<div>CWSN</div> <div></div>	LD	VI	HI	S&LD	ID	Oth
	1	0	0	3	1	2

<div>Management</div> <div></div>	Government		Government-aided	
	Number	%	Number	%
	893	100.00	0	0.00

Average Performance of Students in Mathematics (%)

Overall	Gender		Area		Management		Social Group			
	Male	Female	Rural	Urban	Govt.	Aided	SC	ST	OBC	GEN
35.77	35.18	36.39	35.97	18.67	35.77	0.00	34.41	33.21	37.28	37.10

Performance on Learning Outcomes (LOs)

Learning Outcomes	Description	Average Performance(%)
M601	Solves problems involving large numbers by applying appropriate operations	39.73
M606	Solves problems on daily life situations involving addition and subtraction of fractions / decimals	36.57
M620	Finds out the perimeter and area of rectangular objects in the surroundings like floor of the class room, surfaces of a chalk box etc.	39.67
M621	Arranges given/collected information in the form of table, pictograph and bar graph and interprets them	30.70
M702	Interprets the division and multiplication of fractions	33.59
M705	Solves problems related to daily life situations involving rational numbers	38.75
M706	Uses exponential form of numbers to simplify problems involving multiplication and division of large numbers	34.44
M707	Adds/subtracts algebraic expressions	43.56
M710	Solves problems related to conversion of percentage to fraction and decimal and vice versa	28.00
M717	Finds out approximate area of closed shapes by using unit square grid/graph sheet	21.67
M719	Finds various representative values for simple data from her/his daily life contexts like mean, median and mode	45.73
M721	Interprets data using bar graph	35.56
M801	Generalizes properties of addition, subtraction, multiplication and division of rational numbers through patterns	30.44
M802	Finds rational numbers between two given rational numbers	27.11
M803	Proves divisibility rules of 2, 3, 4, 5, 6, 9 and 11	39.50
M804	Finds squares, cubes, square roots and cube roots of numbers using different methods	39.11
M808	Uses various algebraic identities in solving problems of daily life	38.22
M812	Verifies properties of parallelogram and establishes the relationship between them through reasoning	24.78
M818	Finds surface area and volume of cuboidal and cylindrical object	31.33
M819	Draws and interprets bar charts and pie charts	39.31

Range of Performance of Students who Answered Correctly							
Below 30%		30% - 50%		50% - 75%		Above 75%	
Number	%	Number	%	Number	%	Number	%
428	47.93	266	29.79	138	15.45	61	6.83

Lowest Performing Learning Outcomes (LOs)

- 1 - Finds out approximate area of closed shapes by using unit square grid/graph sheet (21.67)
- 2 - Verifies properties of parallelogram and establishes the relationship between them through reasoning (24.78)
- 3 - Finds rational numbers between two given rational numbers (27.11)

4 - Solves problems related to conversion of percentage to fraction and decimal and vice versa (28.00)

5 - Generalizes properties of addition, subtraction, multiplication and division of rational numbers through patterns (30.44)